

Bible teaching curriculum

for under Fives Year B

Additional resources required:

- The Beginner's Bible (Timeless Children's Stories), Zondervan.
- The Big Bible storybook (188 Bible stories by Mark and Anna Carpenter), Scripture Union.

Note: Songs are free downloads from the Beacon Media website: www.beaconmedia.com.au - See Primary Music

© Beacon Media

Term	Number of weeks	Page
Term 1	8	2
Term 2	9	7
Term 3	9	10
Term 4	8	13

Term 1

Loving God, loving others...because he loved us first

The first four weeks will focus on the special love of Jesus for children.

The rest of the term will focus on stories of children in the Bible.

We will also be aiming to bring qualities like trust and obedience into the stories and how God helped the children in the bible when they might have felt lonely, afraid, happy, angry or sad. God can help us too, when we have such feelings as fear, anger or sadness. We can ask God to help us feel better and help us so that we don't hurt anybody else or make them sad too.

Week 1

Focus: You are special; we are all God's favourites. (Psalm 139)

Story: Retell the passage about how God cares for the sparrow, but cares even more for us. The hairs on our head are counted.(Luke 12:6)

Bubbles Bible p. 17 – “God Knows Me” (Psalm 139)

Activity: ball game/name games

Song: God loves you (All Creation Sings)

Activity: Teacher prepares a *Who am I* chart and copies for each child. The chart has places to mark in height, hair colour, eye colour, age, where I live, the best thing about me.

Week 2

Focus: God made me special. We are all important to Jesus and we all have a special job to do for him.

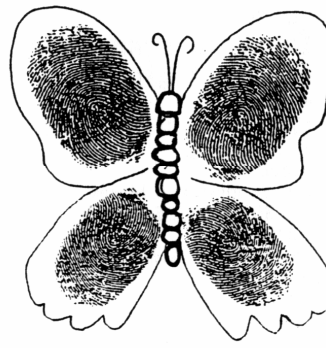

Story: Psalm 139; Luke 12:7 – God knows everything about me. He knows how many hairs are on my head.

Revise Bubbles Bible p. 17 – “God Knows Me”

Activity: Look closely at thumb and finger tips. Note the circles and ‘curly whirly’ bits. Compare with the child next to us. Discuss how these are unique. Nobody else in the whole world has the same finger print.

Songs:

- I've got 10 fingers (Couldn't Be Finer)



- God made you very specially (All Creation Sings)

Craft: Fingerprint designs

Make a stamp pad by placing a damp sponge on a plastic lid. Put a blob of paint on the sponge. Children can build up a design inside animal shapes using their fingerprints. Place 'Wet-ones' and paper towel in front of each child.

Week 3

Focus: Jesus was once a child, just like you.

Story: The boy Jesus (Luke 2)

"Jesus is Lost" Beginners Bible p. 296

Explain where Jesus lived, who his parents were, how he loved his heavenly father.

Art/Craft: Draw or make a house from Bible times.

Week 4

Focus: Jesus loved children

Story: Let the children come ((Matthew 19; Mark 10; Luke 18)

When Jesus grew up he still welcomed children. Jesus loves me and loves other children. I should love others as Jesus did.

"Jesus and the children" Beginner's Bible p. 409

Song: Jesus loves me

Activity:

'You are special' badges – make for another person

Week 5

Focus: Children can do important things for God.

Story: Miriam took care of baby Moses. (Exodus 1,2)

Intro to the story: Act out quiet things that make no sound, because in the story people had to be very, very quiet. e.g. fish swimming in water; a butterfly flying; ice-cream melting

Game:

Thumbs up, thumbs down (no voices)

1. Do you like ice-cream?

2. Do you like playing outside?
3. Did you come to church in an aeroplane today?
4. Do you have a sister?
5. Do you have a brother?
6. Do you have furry ears?
7. Do you like being quiet?

Song:

God loves you (All Creation Sings)

Story discussion:

Miriam was kind. What kind things did she do?

Miriam was a helper. How did she help? (She looked after baby Moses; she talked to the Princess about milk; she fetched her mother.)

What kind things could you do to help someone?

Were you a helper this morning? What did you do?

What could you do to be a helper tomorrow?

Activity: Draw a picture of when you helped someone.

Prayer: Ask God to help us to be kind.

Week 6

Focus: Listening to God

Story: The boy Samuel (1 Sam 1,3)

– The Beginner’s Bible pp156-163

Story introduction: Recap being quiet and being kind (Miriam).
What did you do that was kind this week?

Was anyone kind to you?

Story discussion:

Praying is talking and listening to God.

Game: a listening game following instructions e.g. in a circle, everyone holding a giant elastic...lift above your head then pull down to the ground; walk in a circle; stop!

Song: God loves you (All Creation Sings)

Listening Activity: Listen to a sound tracks CD and identify the sounds, or identify sounds of percussion instruments with eyes closed.

Week 7

Focus: Children have a special job to do for God. We need to be brave and God will help us to do great things for Him.

Story:

The boy David (1 Sam 17)

David was brave and obeyed God. God helped him fight the giant.

“David and Goliath”, Beginner’s Bible p. 173

Discussion:

When do you feel afraid?

What do you do when you feel afraid?

What are some things that you could do for God?

When do you have to be brave?

Song:

Only a boy called David

Art/Craft: Draw a picture of David and Goliath. Use little squares of aluminium foil to use as ‘armour’ for Goliath.

Week 8

Focus:

Children can do important things for God.

Story

Josiah the boy king (2 Kings 22, 23; 2 Chronicles 34, 35)

The Beginner’s Bible p. 235, “Boy King Josiah”

Discussion:

How old was Josiah in the story?

Why was Josiah sad? (God’s house was a mess, and the people had forgotten about reading the Bible).

Show picture of God’s house in a mess.

Look at other picture and work out why things are a mess.

What would you do if your house was a mess?

What did Josiah do about it?

What important things can you do for God?

How can you learn about God?

Song: Welcome Jesus (Couldn't Be Finer)

Craft: Make a king's crown

Term 2

God is our healer

The following weeks will concentrate on Jesus' healing miracles, and how he was able to defeat Satan's power, (reminding the children of how Jesus' defeated death through his resurrection.)

We will also be teaching that Jesus has given us the power to heal too and encouraging the group to pray for healing.

Week 1

The Easter story, Beginner's Bible p. 446-458

Activity: Using pictures photocopied from *The Beginner's Bible*, children can sequence the events of the Easter story:

1. Jesus rode on a donkey
2. Jesus and His friends had a meal together.
3. Soldiers took Jesus away.
4. Jesus died and His friends were sad.
5. Jesus came alive again. The cave was empty!

Week 2

God's creation and the fall...and how sickness came into the world.

Story: The Beginner's Bible pp. 7-25

Song: Adam and Eve

Craft: Teacher cuts out A5 size picture frames from corrugated cardboard. Now stick a sheet of A5 paper to the back of the frame. (A5 is an A4 sheet cut in half). Children paste animal pictures on to the white paper, making a framed picture.

Week 3

Blind Bartimaeus

Story: The Beginner's Bible p. 371 "Jesus heals a blind beggar"

Song: What a mighty God we serve

Craft activity: Teachers prepare two paper circles for each child. These are stuck back-to-back at the top of a pop stick. Children draw a sad face with 'blind' eyes on one side, and a happy face with 'open' eyes on the other side.

They can switch the popstick from sad to happy, to show how Bartimaeus was changed by Jesus.

Week 4

The man with the withered hand

Introduction:

Hands are important. What can we do with our hands? Hands are for helping. How can we use our hands to help people?

Finger play for using hands:

Here is the beehive, but where are the bees?

Hidden away where nobody sees,

Here they come creeping out of their hive: 1,2,3,4,5.

Story: Bubbles Bible p. 147 (Mark 3:1-6)

Explain what 'withered' mean. What did the man's hand look like? Why was this a problem to him?

Song: What a mighty God we serve

Craft / activities:

- Everyone traces around each other's hands.
- Guess what I'm doing with my hands? (mime: cleaning teeth, sweeping the floor; hanging out the washing; washing dishes; patting a pet; throwing a ball)
- playdough

Week 5

The man born deaf and dumb

Story: Tell the story from Mark 7:31-37. Explain why people who are deaf often cannot speak. (They did not hear any sounds when they were a baby so did not learn to talk). Also explain the meaning of 'dumb'.

Song: My God is so big

Activities/ discussion:

- children can learn to do some signing as used by deaf people.
- teacher can mouth some words and children try to lip-read.
- Ask: What would be bad about being deaf and dumb?

Prayer: Thankyou God for ears to hear.

Game: Play a listening game so that children appreciate the gift of hearing.

Week 6

Jairus' daughter

Story: The Beginner's Bible p. 340 "Two miracles"

Song: My God is so big

Craft / activity: Children can make a little mat-bed that the little girl might have used to lie on. They can glue a cut-out of the girl on to the mat.

Week 7

The woman with the bad back

Discussion: Do you know anyone with a sore back? What things do they find it hard to do? Does it hurt a lot?

Story: Bubbles Bible p. 180

Song: God is wonderful

Craft / activity: Teacher prepares a drawing of a woman in Bible times. This is cut out. The figure can be split in half horizontally, making two pieces. The children can join the two pieces together with a split pin, so that the figure can be bent over, or stand straight.

Week 8

Healing of Peter's mother-in-law

Story: Bubbles Bible p. 138

Song: My God is so big

Craft / activity: Children draw Granny, (Peter's mother-in-law), in bed, and Jesus holding her hand, making her well.

Week 9

The Centurion's servant

Story: The Beginner's Bible p. 324 "A Captain's Faith"

Song: My God is so big

Craft / activities:

- Retell the story using building blocks and plastic horses. Build a city, make a road and make a cardboard 'captain' to put on a horse.
- Act out the story
- Draw a captain in his uniform (Bible times) or children can draw the clothes on a cut-out template body provided by the teacher.

Term Three

Obedience

We will be aiming to emphasize the strengths of Biblical heroes and how, by trusting God and obeying him and his word, and through using prayer, they were given courage, peace, bravery and were saved.

Week 1

Jesus the hero (Temptations in the wilderness)

Story: Bubbles Bible p. 133

Song: A Servant for Jesus (All Creation Sings)

Discussion: Jesus always obeyed His Heavenly Father. How does Satan try to get us to do wrong things? What should we do when we feel like doing something wrong? What is a servant? How can we be God's servant?

Activity: Act out ways of serving at home – Children take turns to act out ways of helping Mum or Dad. Other children guess what they are doing.

Week 2


Joseph

Joseph did not give up his faith in God, despite hard times.

Story: The Beginner's Bible p. 71-91

Song: A Great Big Dad

Craft / activity: Make or draw Joseph in his a coat of many colours



Week 3

Moses Part 1

Moses obeyed God. He led God's people out of slavery.

Story: The Beginner's Bible p. 98-115

Song: What a mighty God we serve

Craft / activity: Crossing the Red Sea collage: Teacher cuts out tall wave shapes and a 'path' through the sea from coloured paper. Children stick the path on to a sheet of paper and stick the waves both sides of the path.

Week 4

Moses Part 2

The people disobeyed. God gave Moses the Ten Commandments

Story: The Beginner's Bible p. 120

Teacher s can explain the commandments in simplified words:

No other gods; No idols; No swearing; Keep one day especially for God; Love Mum and Dad; Do not kill; Love the person you marry; Do not steal; Do not lie; Do not want the things other people have.

Song: My God is so big

Activity: Teacher prepares 10 large "tablets" representing the stones that God wrote on. These can be set out as stepping stones. Children can step along the stones and count to 10. When everyone has had a turn, ask one child to step out the stones again, and this time, for each stone the child steps on, everyone helps to remember a commandment. (Teacher helps with any that are forgotten).

Week 5

Joshua

Story: The Beginner's Bible pp 134 - 125

Song: My God is so big

Activity: Draw any part of the story.

Week 6

Elisha

Story: The Beginner's Bible p. 222 – 229 "Jars of Oil" and "Elisha's room"

Discussion: What is a miracle? What two miracles did we hear about in these stories? How did Elisha do these miracles? How did God help the lady?

Song: God is wonderful (Couldn't Be Finer)

Craft / activity: Draw the jars of oil

Week 7

Daniel

Story: The Beginner's Bible p. 251

Song: A great Big Dad (Couldn't Be Finer)

Discussion: How do we know that Daniel obeyed God?

How did God keep Daniel safe?

Craft / activity: Make a lion mask



Week 8

Esther

Story: The Beginner's Bible p. 240 "The Brave Queen"

Discussion: Explain why it was risky for Esther to tell the king that Haaman was bad. If the king did not believe her, then he might get angry and do something bad to her. But did the king believe Esther? Yes.

How did God keep Esther's people safe? Will He keep us safe? Was Esther brave? When do we have to be brave for God?

Song: A Great Big Dad

Craft / activity: Teacher provides outline of Esther: long hair, crown, face without features. Children provide the facial features and decorate the crown / clothing.

Week 9

Jonah

Story: The Beginner's Bible p. 257 "Jonah and the Big Fish"

Song: Jonah and the whale (All Creation Sings)

Discussion: Did Jonah obey God the first time? How did God show him that he must obey? What does it mean to obey Mum and Dad? What does it mean to obey God?

Activity: Make a cut-out whale. Stick it on a blue cellophane sea background.



Term Four

Jesus my special friend

This term will focus on the steps that all Christians need to take. Being at all times sensitive to the Holy Spirit we can talk with them about what they understand and where they think they are on their journey. Many will already have accepted Jesus, others not.

Week 1

Jesus - Who is he? Recap on what we know/ have learned/ Jesus our special friend, (welcoming children /calling his disciples).

Story: Jesus calls His disciples The Beginner's Bible p. 308

Discussion: How do we know that Jesus is calling us? What should we do when Jesus calls us?

Song: A servant for Jesus (All Creation Sings)

Activity: Draw Jesus calling his disciples – the four fishermen.

Week 2

Forgiveness (The Prodigal son)

Story: The Beginner's Bible p. 397

Discussion: Talk about the meaning of forgiveness.

Talk about God our Heavenly Father who always forgives us when we do wrong and if we go away from him, he still loves us very much, and wants us to come back.

Ask – “Who was the Father in the story?” (God).

“Who was the younger son in the story?” (people)

In the story, why did the some want to leave home? “

What things could take people away from God?”

Song: God loves you (All creation sings)

Activity: Draw the son at the pig farm.

Week 3

Salvation (Nicodemus and John 3:16)

Intro: Talk about precious jewels, especially diamonds. Ask whose Mum has a diamond ring? Jesus is the most precious treasure in life, more precious than jewels.

Song: *Lord you are more precious than silver* (Sing just the first part of this well known song):

Lord you are more precious than silver

Lord you are more costly than gold

Lord you are more beautiful than diamonds

And nothing I desire compares with you.

Story: Tell the story using the picture from the activity sheet:

Look at the picture. Who is Jesus in the picture? Tell me something about the other man. (He has fancy clothes. He is probably rich). This man is a Pharisee. Pharisees were people from the church at the time when Jesus walked on earth. They knew about the Old Testament, (the Creation and about Moses), but they didn't know that Jesus was God's Son. In fact they didn't like Jesus. They didn't really love God. They just followed a lot of rules. But there was one Pharisee who was different. His name was Nicodemus. He wanted to find out about Jesus. He came to Jesus very quietly at night. Why at night? Probably because he didn't want the other Pharisees to know that he wanted to find out more about Jesus. He might have knocked at the door of Jesus' house, and Jesus would have let him in. Then they sat down and had a talk.

"How can I get to know God more?" asked Nicodemus.

"You have to become a child of God," said Jesus. "And to become a child of God you have to be 'born again'.

"How can I do this?" asked Nicodemus. "I can't get back into my mummy's tummy and be born all over again!"

"No," said Jesus. "But you can have a new start in life, just like a little baby coming into the world has a new start. You have to decide to love God with all your heart, mind, soul and strength, and to love and follow Him forever."

We don't know whether Nicodemus changed because the Bible doesn't tell us, but we hope that he did. And everyone in the world can have a chance to make a new start in life by asking Jesus to come and be their special friend. Jesus is the special treasure that can be with us for the whole of our lives.

Craft activity: Children create a night sky with white paint on black paper. We used sponges and cut-out stars which were 'stamped' or printed by pressing into the white paint on the sponge then pressed on to the black page.

Week 4

Baptism (John baptizes Jesus and the Holy Spirit descends like a dove)

Story: Beginner's Bible p. 303; Bubbles Bible p. 132

Discussion: What does 'baptise mean'? Why do you think John didn't want to baptize Jesus at first? Why do you think Jesus wanted to be baptized? Have you seen anyone being baptized? Why do people who love God get baptized?

Activity: Draw Jesus being baptized by John in the river.

Week 5

Prayer (ask, seek, knock)

Retell the passage about "Ask, seek, knock" from Luke 11

Discussion: Why do we pray? How do we pray? Who can pray? What happens when we pray? What happens if God doesn't answer straight away?

Song: Ask, seek, knock (Couldn't be Finer)

Activities: Pray for those who have needs; Draw some things we can pray for or thank God for.

Week 6

The Christmas story Part 1

The Beginner's Bible p. 266 "An angel visits Mary"

Discussion: Focus on 'angels'. Who are they? How are they different from fairies? What do angels do? What special job did the angel have in this story?

Song: Away in a Manger

Craft: Begin a three week project, making treats for the elderly. Heart "pockets" are made to contain a chocolate coin. Messages such as "God loves you" will be written on the back of the pockets by the children. The front will be decorated by sequins and glitter. These will be tied to a mini metal tree, available for \$5 from The Reject Shop. At the end of the three weeks, the gifts made by the children will be presented to the elderly at a nursing home.

Week 7

The Christmas Story Part 2

The Shepherds Visit, The Beginner's Bible p. 277

Discussion: What do you think the shepherds would have said to each other on the way to Bethlehem? Act it out. Why do you think they would feel special?

Song: Away in a manger

Craft: Continue project from last week. This week make “stars”. Decorate the front of the star and sticky tape the chocolate coins to the back of each star.

Week 8

The Christmas story Part 3

The Beginner’s Bible p. 286 “The Bright Star and three visitors”

It is important to explain to the children that the wise men did not visit baby Jesus in the stable. Only the shepherds did that. They had been travelling for a long distance following the star, and by the time they reached the new king (Jesus), he was probably about a year old.

Why was King Herod angry when he heard about a new king? What kind of king was Jesus?

Craft: This week make Christmas cards for our “gifts to the elderly” project. Sticky tape a chocolate coin to the back of each card. Provide children with a piece of blank card folded in half.

